

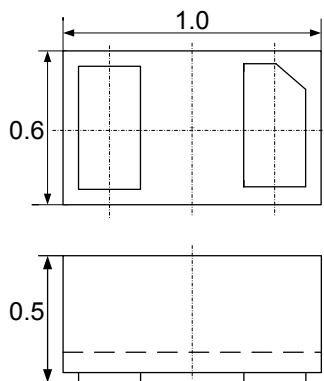
Description

The ST0321D4 is a bi-directional TVS diode, utilizing leading monolithic silicon technology to provide fast response time and low ESD clamping voltage, making this device an ideal solution for protecting voltage sensitive high-speed data lines. The ST0321D4 has an ultra-low capacitance with a typical value at 0.2 pF, and complies with the IEC 61000-4-2 (ESD) standard with $\pm 15\text{kV}$ air and $\pm 8\text{kV}$ contact discharge. It is assembled into a DFN1006-2 leadfree package. The small size, ultra-low capacitance and high ESD surge protection make ST0321D4 an ideal choice to protect cell phone, digital video interfaces and other high speed ports.

Features

- ◆ Ultra low capacitance: 0.2pF typical
- ◆ Ultra low leakage: nA level
- ◆ Ultra low operating voltage: 3.3V
- ◆ Low clamping voltage
- ◆ Complies with following standards:
 - IEC 61000-4-2 (ESD) immunity test
Air discharge: $\pm 25\text{kV}$
Contact discharge: $\pm 20\text{kV}$
 - IEC61000-4-4 (EFT) 40A (5/50ns)
 - IEC61000-4-5 (Lightning) 5A (8/20 μs)
- ◆ RoHS Compliant

Dimensions



Mechanical Characteristics

- ◆ Package: DFN1006-2
- ◆ Lead Finish: Matte Tin
- ◆ Case Material: "Green" Molding Compound.
- ◆ UL Flammability Classification Rating 94V-0
- ◆ Moisture Sensitivity: Level 3 per J-STD-020
- ◆ Terminal Connections: See Diagram Below
- ◆ Marking Information: See Below

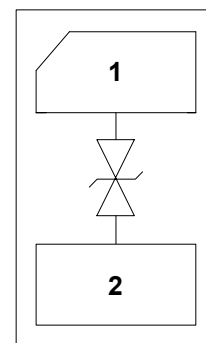
Applications

- ◆ Cellular Handsets and Accessories
- ◆ Display Ports
- ◆ MDDI Ports
- ◆ USB Ports
- ◆ Digital Video Interface (DVI)
- ◆ PCI Express and Serial SATA Ports

Ordering Information

Part Number	Packaging	Reel Size
ST0321D4	10000/Tape & Reel	7 inch

Schematic and PIN Configuration

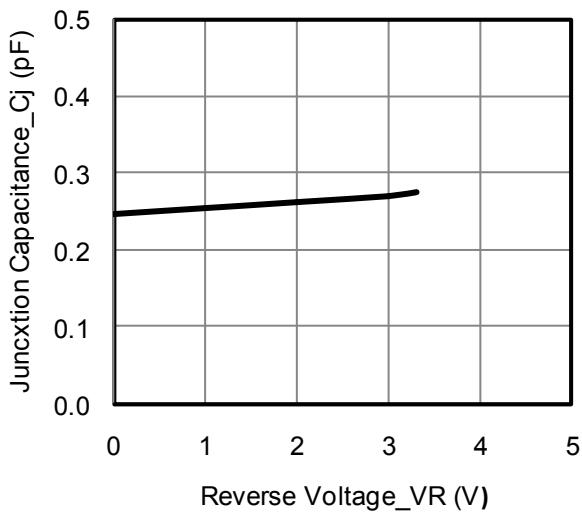
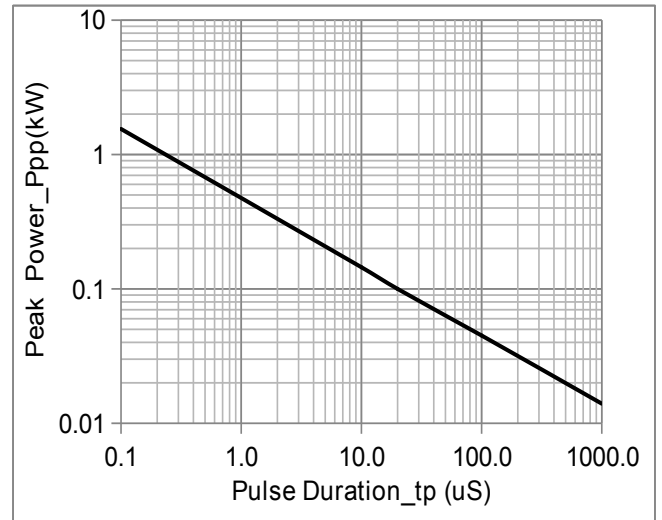
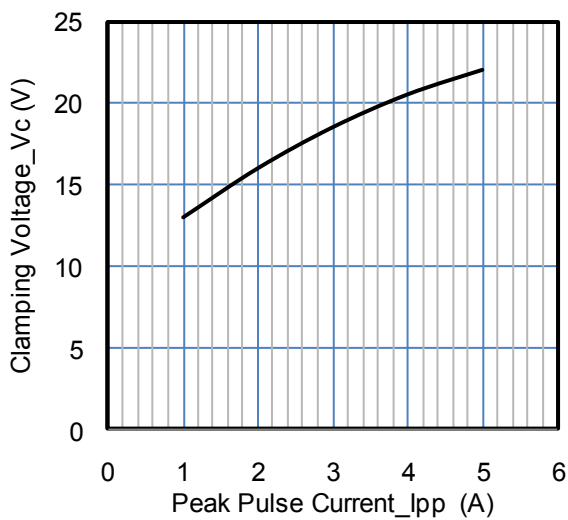
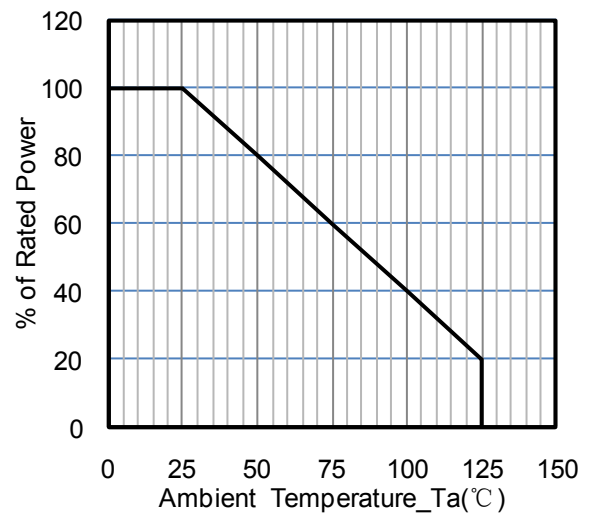
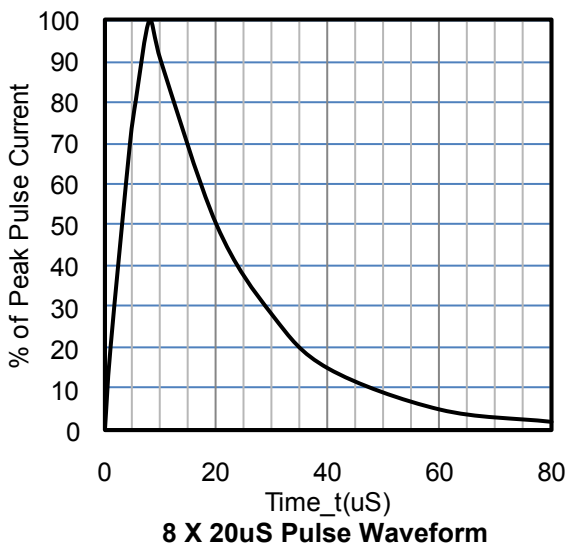
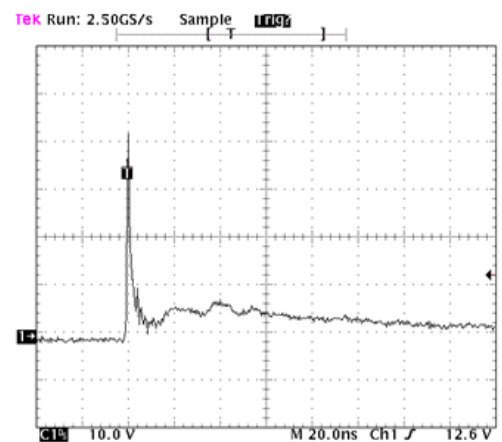


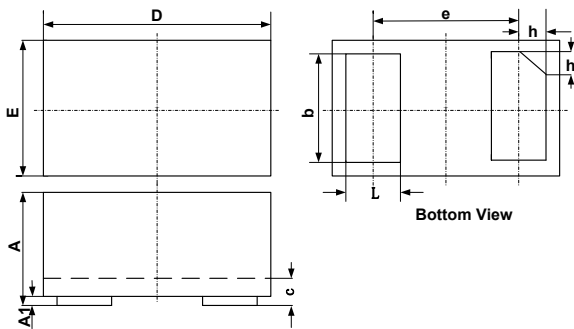
Absolute Maximum Ratings (TA=25°C unless otherwise specified)

Parameter	Symbol	Value	Unit
Peak Pulse Power (8/20μs)	Ppk	100	W
Peak Pulse Current (8/20μs)	IPP	5	A
ESD per IEC 61000-4-2 (Air)	VESD	±25	kV
ESD per IEC 61000-4-2 (Contact)		±20	
Operating Temperature Range	TJ	-55 to +125	°C
Storage Temperature Range	Tstg	-55 to +150	°C

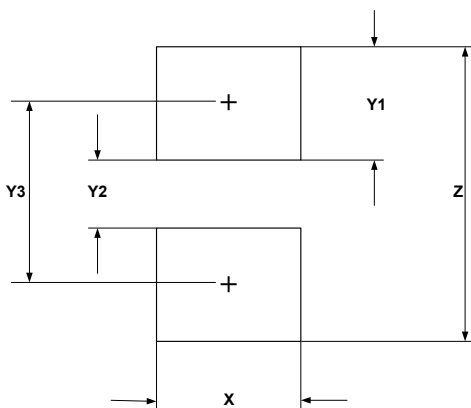
Electrical Characteristics (TA=25°C unless otherwise specified)

Parameter	Symbol	Min	Typ	Max	Unit	Test Condition
Reverse Working Voltage	VRWM			3.3	V	
Breakdown Voltage	VBR	5			V	IT = 1mA
Reverse Leakage Current	IR			0.05	uA	VRWM = 3.3V
Clamping Voltage	VC			10	V	IPP = 1A (8 x 20μs pulse)
Clamping Voltage	VC			20	V	IPP = 5A (8 x 20μs pulse)
Junction Capacitance	CJ		0.2	0.3	pF	VR = 0V, f = 1MHz

Typical Performance Characteristics (TA=25°C unless otherwise specified)

Junction Capacitance vs. Reverse Voltage

Peak Pulse Power vs. Pulse Time

Clamping Voltage vs. Peak Pulse Current

Power Derating Curve

8 X 20uS Pulse Waveform

**ESD Clamping Voltage
8 kV Contact per IEC61000-4-2**

DFN1006-2 Package Outline Drawing


SYM	DIMENSIONS					
	MILLIMETERS			INCHES		
	MIN	NOM	MAX	MIN	NOM	MAX
A	0.45	0.50	0.55	0.018	0.020	0.022
A1	0.00	0.02	0.05	0.000	0.001	0.002
b	0.45	0.50	0.55	0.018	0.020	0.022
c	0.12	0.15	0.18	0.005	0.006	0.007
D	0.95	1.00	1.05	0.037	0.039	0.041
e	0.65 BSC			0.026 BSC		
E	0.55	0.60	0.65	0.022	0.024	0.026
L	0.20	0.25	0.30	0.008	0.010	0.012
h	0.07	0.12	0.17	0.003	0.005	0.007

Suggested Land Pattern


SYM	DIMENSIONS	
	MILLIMETERS	INCHES
X	0.60	0.024
Y1	0.50	0.020
Y2	0.30	0.012
Y3	0.80	0.032
Z	1.30	0.052

Contact Information

Sursemi Company Limited

396 Arbor Court, Simi Valley, CA 93065

Phone: (805) 402-0326 Email: sales@sursemi.com